

[Create Request](#) | [Personal Account](#)[SOLUTIONS](#) [RENEW](#) [DOWNLOADS](#) [SUPPORT](#) [RESOURCE CENTER](#) [PARTNERS](#) [ABOUT KASPERSKY LAB](#)

English (Global) ▼

[Home](#) → [Support](#) → Safety 101[Product Select](#) [Sources of threats](#) [Types of threats](#) [Signs of infection](#) [General information](#) [PC Safety](#) [Virus-fighting utilities](#) [Viruses and solutions](#)

Safety 101: Virus-fighting utilities

WildfireDecryptor tool for restoring files encrypted with Wildfire Locker

[Back to "Virus-fighting utilities"](#)

2016 Aug 16 ID: 13107

Wildfire Locker ransomware encrypts user files and makes it impossible to use them. To decrypt such files, we have designed the **WildfireDecryptor tool**.

WildfireDecryptor decrypts files with **.wflx** extension.

-

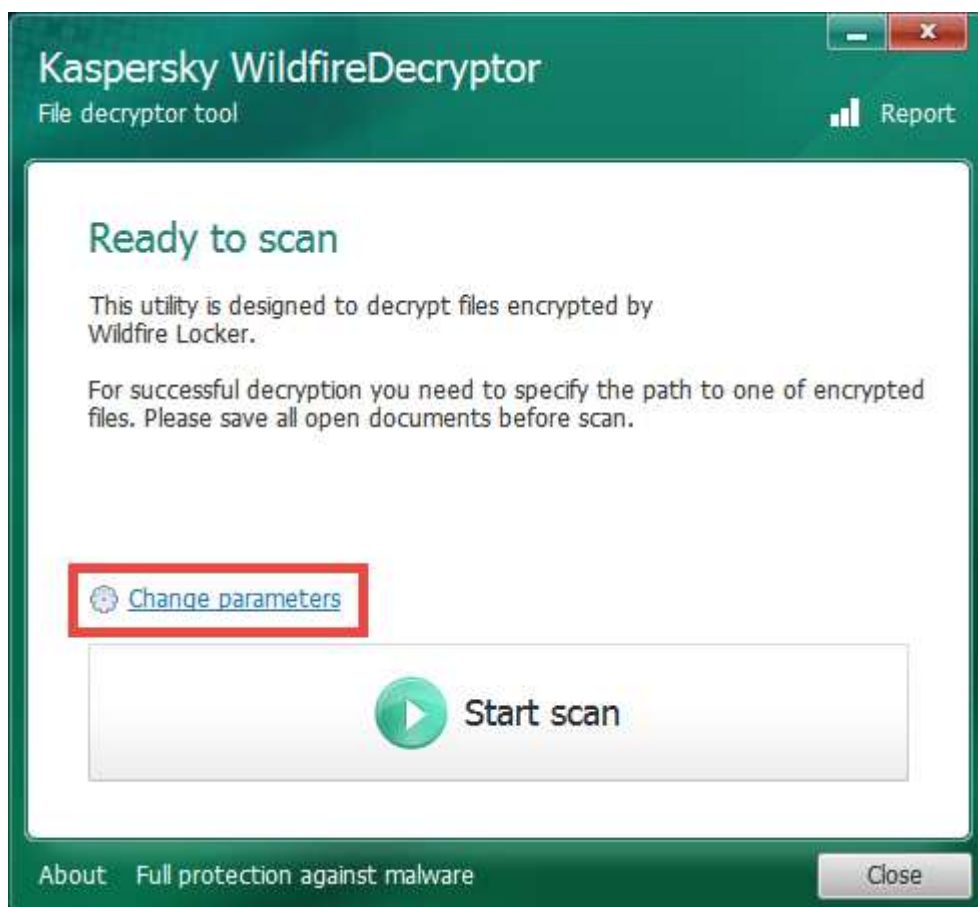
How to restore files

To decrypt files:

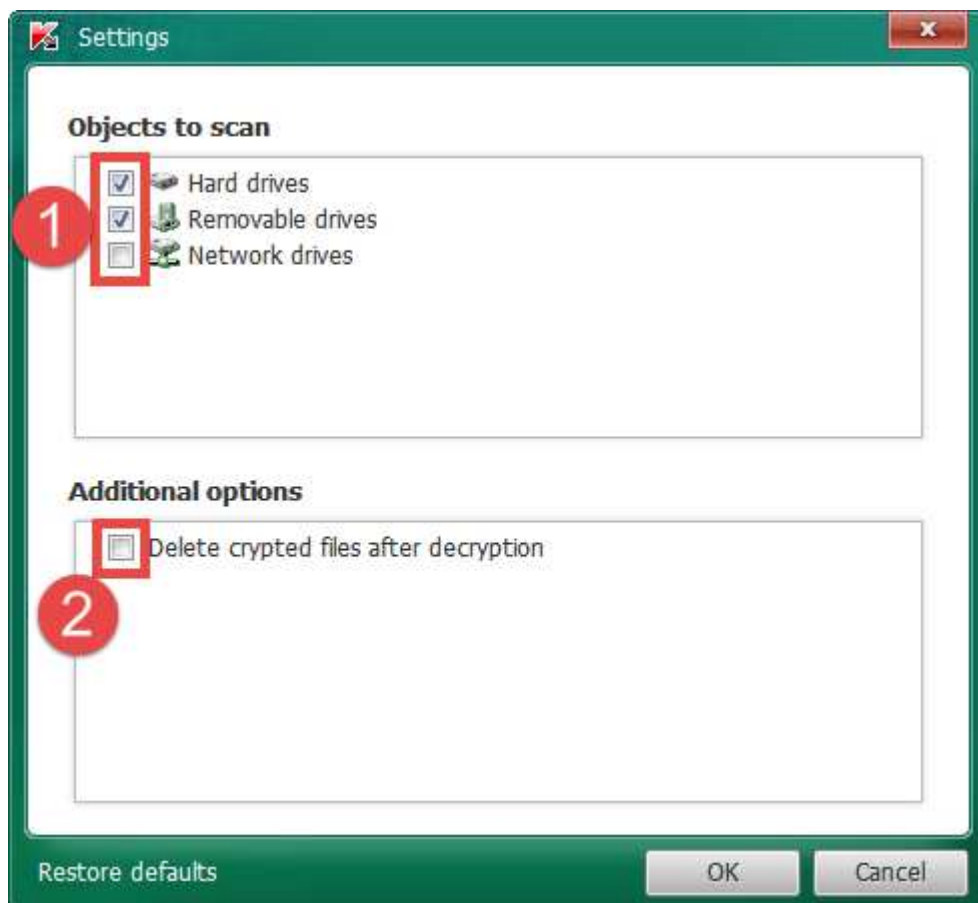
1. Open and extract the [WildfireDecryptor.zip](#) archive, using an archiver (for example, **7zip**).
2. Double click the left mouse button at **WildfireDecryptor.exe**.



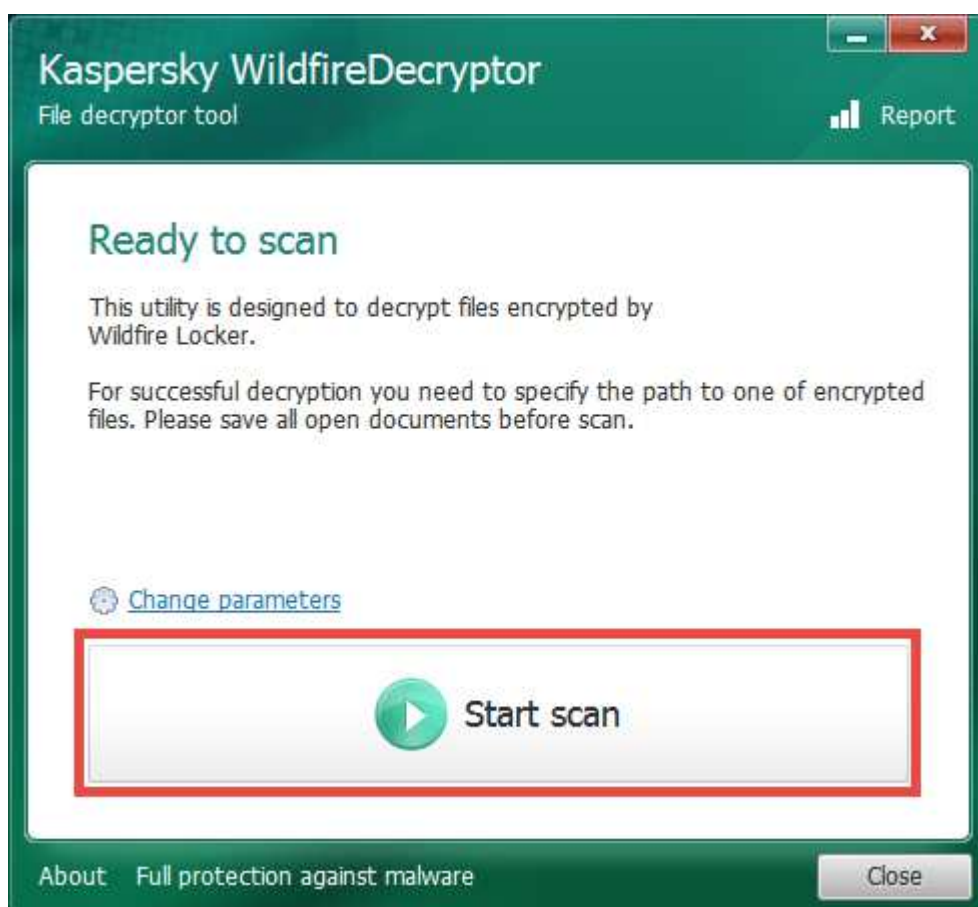
3. In the **User Account Control (UAC)** window, enter the password with the administrator permissions and click **OK**.
4. In the **Kaspersky WildfireDecryptor** window, specify the folders with the files to scan: click the **Change parameters** link.



5. In the **Settings** window, **Objects to scan** section, select the drives to scan. To remove encrypted files after the scan, select the corresponding check box in the **Additional options** section.
6. Click **OK**.



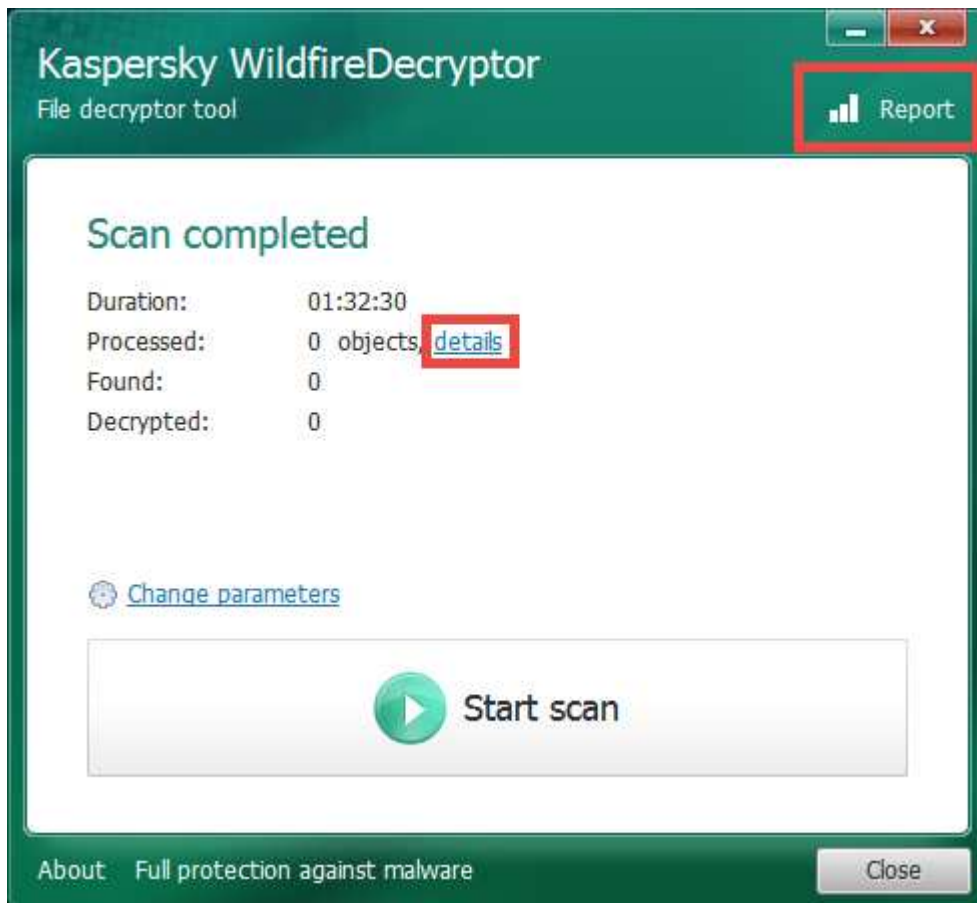
7. In the **Kaspersky WildfireDecryptor** window, click **Start scan**.



8. In the **Specify the path to one of encrypted files** select a folder for the file. Click **Open**.

9. To view information about the scan task, click **Details**.

10. To view the history of performed scans, in the upper right corner of the **Kaspersky WildfireDecryptor** window, click **Report**.



Was this information helpful?

[Yes](#) [No](#)

[Back to "Virus-fighting utilities"](#)

Support for Home

[Consumer Support Contacts](#)

[Contact support via My Kaspersky](#)

[Knowledge Base for Home](#)

[How-to Videos](#)

[Forum](#)

Virus-fighting tools & services

[Scan file or URL for viruses](#)

[Report a false alarm](#)

[Kaspersky Virus Removal Tool](#)

[Kaspersky Rescue Disk](#)

[Other virus-fighting tools](#)

Support for Small Business

[Small Business Support Contacts](#)
[Contact support via My Kaspersky](#)
[Knowledge Base for Small Business](#)
[Forum](#)

Software Downloads

[Buy online](#)
[Renew license](#)
[Get updates](#)
[Free trial download](#)

[Support terms and conditions](#)
(updated April 12, 2017).

Support for Business

[Business Support Contacts](#)
[Contact support via Company Account](#)
[Knowledge Base for Business](#)
[Product Support Lifecycle](#)
[Premium Support Plans](#)
[Licensing by Subscription](#)
[Forum](#)
[Online Trainings](#)
[Subscribe to news](#)

[Site Feedback](#)

© 2018 AO Kaspersky Lab. All Rights Reserved.

[Privacy Policy](#) [Contact Us](#) [About us](#)

•

-

Have you found what you were looking for?

Please let us know how we can make this website more comfortable for you

Send feedback [Send feedback](#)

Thank you!

Thank you for submitting your feedback.
We will review your feedback shortly.